



Construction

Housing	4 Sided - Foundry Cast Impact Grade Aluminum
Lens	Frosted Poly
Weight	3200 - Baldwin - 40lb.

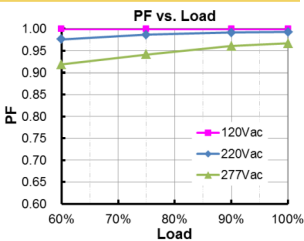
Optical System

Lumens	3,400 - 10,300
Distribution	2,3,4,5
Efficacy	54-59
CCT	2700, 3000, 3500, 4000, 5000
CRI	70 & 80

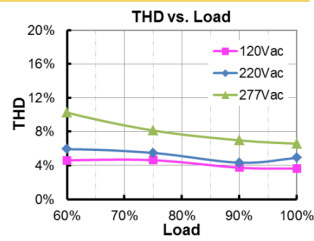
Electrical

Input Voltage	120-270
Input Frequency	47-63
Power Factor	> or = 90% Dependant on watts
Total Harmonic Distortion	< or = 10%

Power Factor




Total Harmonic Distortion



Surge Protection

DM 4kV, CM 6kV - Standard	10kA - Surge Current Event - Optional
---------------------------	---------------------------------------

Paint



Lumen Maintenance

LUXEON 7070 Lumen Maintenance @ 970mA						
T(amb)		T(case)		L70	L80	L90
(°F)	(°C)	(°F)	(°C)	(Khrs)		
80	26.7	175	79.4	325	204	98
120	48.9	215	101.7	103	65	31

Ambient Temperature Factor

T(amb)		Flux	Ambient Temp. Factor
(°F)	(°C)	(Lm)	
0	0.3	6960	1.051
20	7	6878	1.038
40	13.7	6795	1.026
60	20.3	6711	1.013
80	27	6624	100%
100	33.7	6535	0.987
120	40.3	6446	0.973

Bug Rating by Distribution

Type 2	B3-U3-G3
Type 3	B3-U3-G3
Type 4	B2-U3-G3
Type 5	B3-U3-G3

Controls

Photocell Available
Standard 0-10 dimmer included, additional range of controls available upon request

Warranty

5 Year Standard

EPA Rating

2.64

Accessories

- Banner Arms
- Flag Holders
- Ladder Rest
- Electrical Outlet



Banner Arms



Flag Holders



Ladder Rest

CUSTOMER NAME _____

PROJECT NAME _____

DATE _____

For general inquiries visit our website
at AmericanGasLamp.com

